

RETROSPECTIVE ANALYSIS OF SERIOUS ADVERSE EFFECTS IN A TERTIARY CARE CENTRE IN CHENNAI

Dr. Pavithira Sekar ^{1*}, Dr. Girmurugan. N ² and Dr. Nirumal Rakesh. M ³

¹ Associate Professor, Department of Pharmacology, Sri Lalithambigai Medical College and Hospital, Chennai, India. ORCID ID: 0009-0000-1120-4760

*Corresponding Author Email: drpavithras06@gmail.com

² Associate Professor, Department of Anaesthesia, Saveetha Medical College, Chennai. ORCID ID: 0000-0003-4772-2193

³ Assistant Professor, Department of Pharmacology, Madha Medical College & Research Institute, Chennai, India.

DOI: [10.5281/zenodo.11112612](https://doi.org/10.5281/zenodo.11112612)

Abstract

Objectives: Adverse effects are still one of the major problems in the therapy of many diseases and SAE [serious adverse effects] constitutes more economic burden to patients and therein to society as it might lead to prolonged hospital stay and requires active treatment. Hence this study was undertaken to analyse the incidence of SAE in a tertiary care centre. **Materials And Methodology:** The Data of all adverse events that has occurred between Jan 2023 to Feb 2024 were collected. Among those, patients with SAE were picked out using WHO criteria for SAE and the particulars of these patients were analysed in detail. **Results:** There were five patients with SAE in this one-year period. Out of those, one patient had severe cutaneous reactions all over the body, which was produced by cefoperazone and sulbactam, four were anaphylaxis, out of which one was with cefazolin and another with cefotaxime, one was with a contrast agent, and another was with Paclitaxel, an anticancer agent. All the patients were given symptomatic treatment according to the guidelines and were recovered completely. There were no mortalities. **Conclusion:** Only very less number of SAE inclusive of anaphylaxis was reported. The patient's recovery was also significant as immediate treatment is possible in a tertiary care hospital, still awareness among the patient regarding drug allergy should be enhanced and reporting of all adverse effects particularly of SAE by the physicians should be encouraged, so that can lead to more insight of identifying, treating and trying hard to avoid future SAE.

INTRODUCTION

Adverse drug reactions (ADRs) are one of the major causes for morbidity, increased health expenditure and even death¹. ADRs accounted for 0.7% of total admissions and 1.8% of total deaths in a South Indian hospital². Cutaneous ADRs (CADRs) are among the most frequent ADRs. An adverse cutaneous reaction caused by a drug is any undesirable change in the structure, function of the skin and mucous membranes. This includes all adverse events related to drug eruption, regardless of the etiology. They manifest with varied and diverse morphological pattern ranging from trivial urticaria to severe form of vasculitis or toxic epidermal necrolysis and cutaneous necrosis. The drugs causing serious reactions are not common, but reactions such as Stevens-Johnson syndrome More Details and toxic epidermal necrolysis (SJS-TEN) and exfoliative dermatitis may result in death even if the eruption is the only manifestation.

Objectives

Adverse effects are still one of the major problems in the therapy of many diseases and SAE [serious adverse effects] constitutes more economic burden to patients and therein to society as it might lead to prolonged hospital stay and needs active treatment. Hence this study was undertaken to analyse the incidence of SAE in a tertiary care centre.

METHODOLOGY

This is a retrospective study which analyzes the serious ADRs in inpatients of Sri Lalithambigai Medical College for a period of 1 year (Jan 2023 to Feb 2024). Reported ADRs were collected by the pharmacologists from the respective departments and maintained in a register in the pharmacovigilance centre. Causality assessment was done using WHO (UMC) Uppsala Monitoring Centre scale. In the WHO (UMC) scale an adverse drug reaction can be classified as certain, probable, possible, unlikely, unclassifiable and unclassified. ADR severity was classified into mild, moderate or severe based on the subjective assessment. Patients of all age group are included in this study. The data for the study were taken from this register which has the details filled in the adverse drug reaction form.

RESULTS

Analysis of ADRs during the study period revealed a total number of adverse drug reactions of 136 for a period of one year and adverse drug reaction due to antibiotics in our hospital was 97.

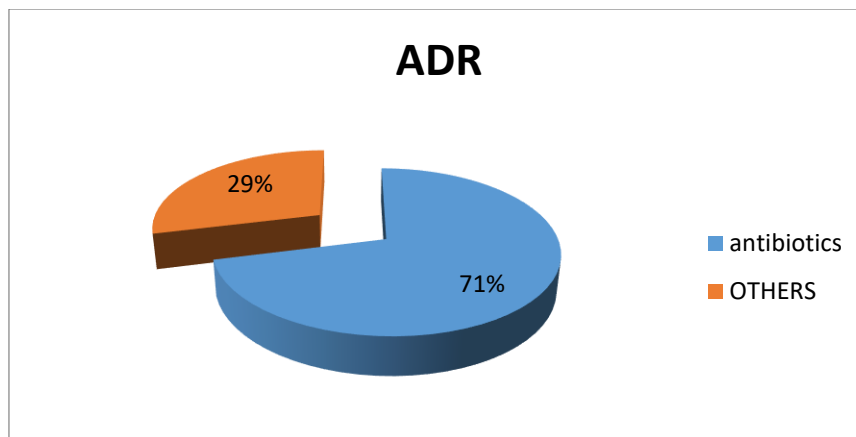


Chart 1: drugs and ADRs

Skin was the most involved organ and respiratory system was involved to some extent. Reporting of ADR was maximum in the surgery department – 42, followed by medicine department - 26, paediatrics department- 14, OBG department- 10, others- 5.

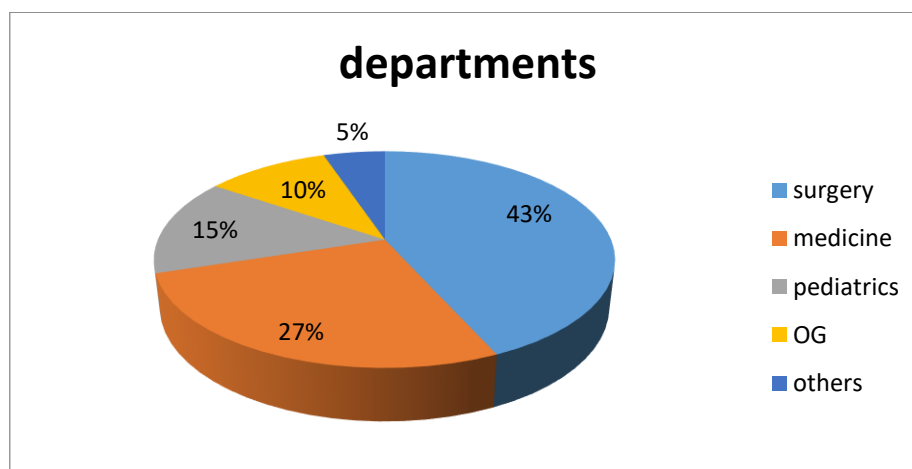


Chart 2: departments and ADRs

Severities of the adverse drug reactions were classified by subjective assessment and most of the reactions about 96 were mild, moderate reactions was 35 in number and severe reactions was 5.

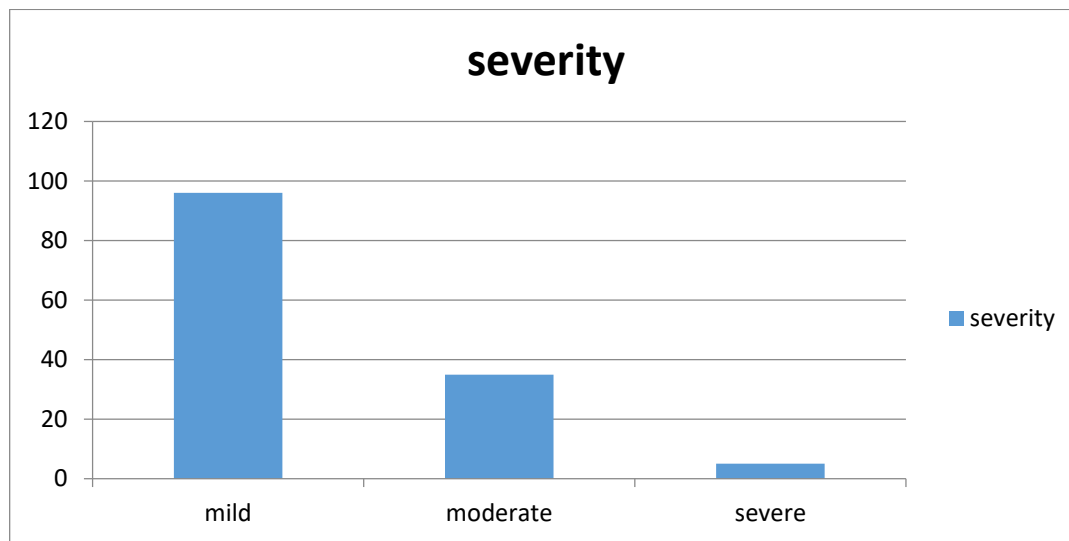


Chart 3: severity in ADR

Out of those, one patient had severe cutaneous reactions all over the body which was produced by cefoperazone with sulbactam, four were anaphylaxis, out of which one was with cefazolin, one with cefotaxime, one was with a contrast agent and another was with Paclitaxel, an anticancer agent. All patients were given symptomatic treatment according to the guidelines and recovered completely. There were no mortalities.

DISCUSSION

World Health Organization (WHO) defines an adverse drug reaction (ADR) as “one which is noxious and unintended, and which occurs in doses normally used in human for prophylaxis, diagnosis or therapy of disease, or for the modification of physiological functions ⁴”

The American Food and Drug Administration defines a serious adverse event ⁵ as one when the patient outcome is one of the following

- Death
- Life-threatening
- Hospitalization (initial or prolonged)
- Disability - significant, persistent, or permanent change, impairment, damage or disruption in the patient's body function/structure, physical activities or quality of life.
- Congenital anomaly
- Requires immediate intervention to prevent any permanent impairment or damage

The ability to predict and avoid adverse drug reactions and optimize a drugs therapeutic index is an increasing focus of pharmacogenetic and personalised medicine.

Some adverse reactions like drug interactions, overdosage and excessive effects can happen in anyone. Reactions occurring only in susceptible patients include idiosyncrasy (mostly genetic in origin), intolerance and allergy (immunologically mediated). During clinical trials and before FDA approval all serious, disabling, life threatening and unexpected reactions must be reported. Even after FDA approval this reporting must continue for any adverse events of the drug. Events when serious or unexpected must be reported to the FDA within 15 days.

Hence, there is a urgent and important need to create and enhance physicians regarding awareness about detection, management, prevention and reporting of ADR.

CONCLUSION

Only very less number of SAE inclusive of anaphylaxis were reported. The patient's recovery was also significant as immediate treatment is possible in a tertiary care hospital, still awareness among the patient regarding drug allergy should be enhanced and reporting of all adverse effects particularly of SAE by the physicians should be encouraged. That can lead to more insight of identifying, treating and trying hard to avoid future SAE.

References

- 1) Need for monitoring adverse drug reactions. Nerurkar RP, Nadkar MY, Bichile SKJ Assoc Physicians India. 1998 Aug; 46(8):673-4.
- 2) Adverse drug reactions in a south Indian hospital--their severity and cost involved. Ramesh M, Pandit J, Parthasarathi G Pharmacoevidiol Drug Saf. 2003 Dec; 12(8):687-92.
- 3) Adverse cutaneous drug reactions: clinical pattern and causative agents in a tertiary care centre in South India. Pudukadan D, Thappa DM Indian J Dermatol Venereol Leprol. 2004 Jan-Feb; 70(1):20-4.
- 4) Geneva: World Health Organization; 2002. World Health Organization. Safety of medicines - A guide to detecting and reporting adverse drug reactions - Why health professionals need to take actions.
- 5) "MedWatch - What Is A Serious Adverse Event?". Archived from the original on 29 September 2007. Retrieved 2007-09-18.